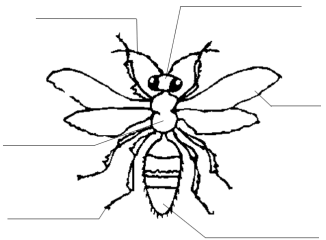









'Marvellous Minibeasts!' Topic Home Learning

	Knowledge	Understanding	Applying our knowledge and understanding
Creative learning	<p>Draw a large image of an insect and label its body parts.</p> 	<p>Use the internet to research a weird and wonderful mini beast e.g. the Borneo Walking Stick or the Goliath Beetle. Make a poster to display the facts you have found.</p> 	<p>Make a habitat for a mini beast using natural materials such as bark, moss and leaves. Make a model of the mini beast that you think could live in your habitat.</p> 
Verbal learning	<p>Write a list of adjectives to describe what spiders look like and a list of verbs to describe what they do. Display your ideas creatively in your books.</p> 	<p>Write a letter to Little Miss Muffet explaining why she shouldn't be scared of spiders.</p> 	<p>Create a mini beast word search or cross word puzzle for your family to solve.</p> 
Finding out	<p>Go on a mini beast safari with your family either in your garden, a park or the woods. Take photos or draw pictures of what you find.</p> 	<p>Make a mini beast game, for example an alternative version of snakes and ladders or trivial pursuit.</p> 	<p>Find some stories and poems about different mini beasts. Which one is your favourite? Write a short book or poem review telling us about it and why you like it. Remember to include a picture.</p> 