









# 'People, Parks and Places!' Topic Home Learning

	Knowledge	Understanding	Applying our knowledge and understanding
Creative learning	<p>In DT we will be looking at Sliders, levers and linkages. Can you find any things in your home that use any of these? Stick pictures of them or draw them in your book.</p> 	<p>Draw a map of Cheriton High Street showing all the different kinds of shops that there are.</p> 	<p>Make a Powerpoint or slide show about your local community showing us all the interesting landmarks, places you can play or things you can do there.</p> 
Verbal learning	<p>Visit a local shop with your grown up. Make a list before you go, pay for your shopping and work out your change. Display your list, receipt and maths working out in your book.</p> 	<p>Interview someone who has lived in your community for a long time. What changes have they seen? What things are better or worse today?</p> 	<p>Visit the library and research houses around the world or our local area. Don't forget you can print a page out for free.</p> 
Finding out	<p>We all live in different kinds of homes for example, flat, semi-detached house, bungalow etc. Make a poster of all the different kinds of homes that people live in.</p> 	<p>Parks are great places to visit to play, have a picnic, meet friends and explore. Draw a design for the perfect park. What activities would you have? Who could use it? How would you protect the wildlife?</p> 	<p>Folkestone is a seaside town. Design a postcard that shows everyone all the exciting things you can do if you visit Folkestone.</p> 