









'Animal Planet' Topic Home Learning

	Knowledge	Understanding	Applying our knowledge and understanding
Creative learning	<p>Draw and colour or paint a picture of an endangered animal. Find out some facts about this animal and say why it is endangered.</p> 	<p>We have read 'The Most Important Animal of All' by Penny Worms, and found out about some Keystone Species. Choose one, and make a fact sheet about them.</p> 	<p>Make a poster about your favourite pet or a pet you would like to own. Remember to include lots of information including how to look after it, what it eats and where it lives.</p> 
Verbal learning	<p>Write out your favourite poem or nursery rhyme that includes animals, for example Baa Baa Black Sheep or On the Ning Nang Nong. Remember to use neat handwriting and add some pictures. Perform your poem or nursery rhyme to someone at home.</p> 	<p>Make up some maths word problems using animals. For example there are 6 sheep in a field how many legs are there all together?</p> 	<p>Visit the library and find some information books about animals. Write a facts about an animal that you find interesting.</p> 
Finding out	<p>Animals and plants have adapted to live in their habitat. Choose a habitat and draw some animals and plants that live there. Add labels to show some adaptations of the animals and plants.</p> 	<p>Animals use camouflage to hide and protect themselves from danger. Find some pictures of examples of animal camouflage and stick them in your book. Remember to add a label so we know what is hiding in the picture!</p> 	<p>Adult help will be needed for this task. In Winter we can help some animals find food. Can you make a bird feeder that could help the birds in your garden?</p> 