



Year 1 Maths Home Learning Challenge

Friday 6th December 2024

This week, we have come to the end of our unit on subtraction within 10.

Have fun this week with the Nibbles Cheese Adventure Game. Remember, you can use a part-whole model or counters, or use your number bond knowledge, to solve each subtraction problem. Think! Which number is the whole? Which numbers are the parts?

A Cheese Adventure

Can you help Nibbles get to the kitchen to eat his yummy cheese?

Answer the subtraction number sentences correctly before moving forwards.

Look out for the special squares. Landing on those will give you an extra thing to do. (It might be good or bad!)



This game is for two players.

You will need:

- 1 dice
- 1 counter for each player.

How to play:

Decide who goes first.

- Roll the dice and move that many spaces.
- Do the subtraction and follow any instructions on the space.
- Pass the dice to the other player.

The first person to the end space is the winner!






Why not also have a go at an ordering game this week? Try ordering numbers **BACKWARDS**.



<https://www.topmarks.co.uk/ordering-and-sequencing/caterpillar-ordering>

A Cheese Adventure

0	1	2	3	4	5	6	7	8	9	10						
Start  Move forward 3 spaces. = 10 - 6	5 - 3 = 8 - 1 =	Miss a turn. 	Move forward 3 spaces. = 9 - 6	Move forward 3 spaces. = 10 - 8	4 - 0 = Go back 1 space.	Roll Again! = 8 - 4 = 10 - 4 Move forward 2 spaces.	Roll Again! = 8 - 4 = 10 - 4 Move forward 2 spaces.	Move forward 1 space. = 10 - 5	Finish Well done! 	Move forward 3 spaces. = 10 - 8	3 - 2 = 6 - 5 = Go back 2 spaces.	3 - 3 = 7 - 7 =	6 - 3 =	Move forward 1 space. = 10 - 5	9 - 3 = 5 - 4 =	8 - 3 = Move forward 2 spaces.