









'Our Heroes' Topic Home Learning

	Knowledge	Understanding	Applying our knowledge and understanding
Creative learning	<p>Take a picture of yourself being a 'Superkid' at home. Maybe you tidied your room or helped wash the dishes. Write a sentence to go with your picture.</p> 	<p>Plan a lunchbox that is fit for a Superhero. Remember our Superheroes eat healthy foods.</p> 	<p>Sound words in comics, for example, bash, boom are often illustrated in big bold colours. Think of some sound words and illustrate them yourself.</p> 
Verbal learning	<p>Make a table of the characteristics comparing a villain with a hero. Include at least 5 characteristics for each.</p> 	<p>Create a poster for a new superhero who could be helpful at school or at home. Give your Superhero a name and add labels to tell us about your Superhero.</p> 	<p>Make a collage using as many Superhero pictures that you can find. You could use the internet, comics or catalogues to help you.</p> 
Finding out	<p>Who is your hero? Draw a picture or stick in a picture of them and write some sentences to explain why they are important to you.</p> 	<p>Find out about an animal that has been a hero. Draw a picture and write some sentences to explain why the animal is a hero.</p> 	<p>Find out about people who work in the emergency services and how they help us. Present your findings in a creative way in your book.</p> 