



Year 1 Maths Home Learning Challenge

Friday 19th April 2024

This week, we have completed our Power Maths learning on Measuring Length and Height. We have compared and ordered objects from shortest to longest and tallest to shortest and have used both non-standard (cubes) and standard (centimetres) units to measure the length and height of a number of different things.



Ed and Fee have been measuring objects in the classroom.

Task 1: Fee measured how long things were in **paperclips**.
How long are the objects that Fee has measured?



paperclips



paperclips



paperclips



paperclips





Task 2: Answer these questions about the objects in Task 1.

1. Which object is the shortest?
2. If you put two pens together, how long would they be?
..... paperclips
3. Which object is 3 paperclips shorter than the ruler?
.....
4. Which two objects are the same length?
.....

Trixie the Witch has used magic to make some objects smaller.

Task 1 - How tall are these objects now?

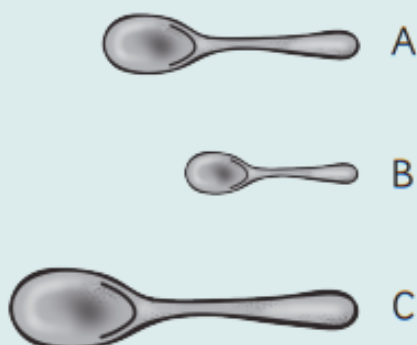


1. chair	2. ladder	3. plant	4. door
			
Chair is cm	Ladder is cm	Plant is cm	Door is cm

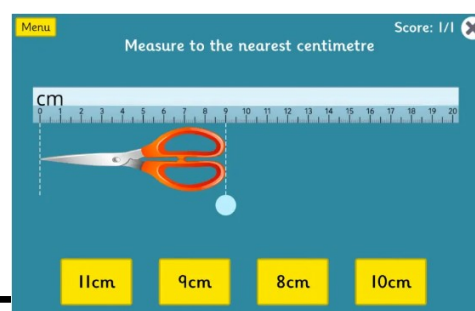
Task 2 – Use your answers from task 1 to answer the questions.

- Which object is the **tallest**?
- Which object is the **shortest**?
- Which object is **double the height of the plant**?
- How tall are the **chair and the plant together**?

Order these spoons from shortest to longest.



Shortest Longest



You could try the 'Measuring in Centimetres' activity on the TopMarks site.

Internet Safety: Always have a grown-up with you when you go online.
<https://www.topmarks.co.uk/maths-games/measuring-in-cm>

Select Level 1 or Level 2 .