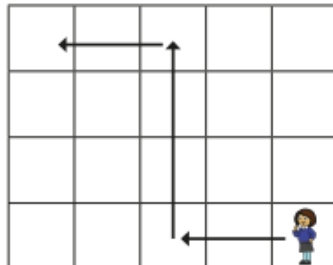


09.06.23 Year 2 Maths — This week we have been using lots of new language about movement and turns. Try this fun task at home!

Describe movement and turns



1 Kim is moving around a grid.



Complete the sentences to describe Kim's movement.

First she walks squares forwards.


Then she turns _____ and walks

squares forwards.

Then she turns _____ and walks

squares forwards.

2 Jo is moving around a grid.




Draw arrows to show Jo's movement.

- First she walks 2 squares forwards.
- Then she turns left and walks 3 squares forwards.
- Then she turns right and walks 1 square forwards.

Can Jo get there another way?

© White Rose Maths

3 Ron is on his way to school.



a) Draw arrows to show the path Ron could take to school.

b) Describe the path to a partner.

Did you choose the same path for Ron?

4 Draw to show the way the ant is facing after each turn.

a) The ant turns a quarter turn left.

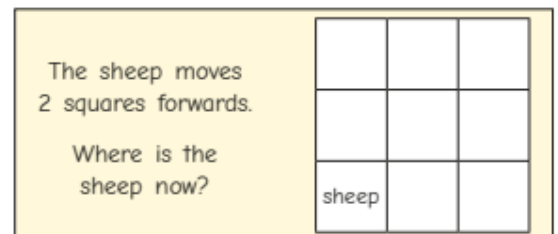


b) The ant turns a quarter turn anticlockwise.



What do you notice?

5 Tiny and Max are answering a question.



Tiny

I know where the sheep is now.

It is impossible to answer this.



Max

Who do you agree with? _____

Talk about it with a partner.