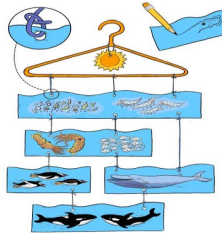
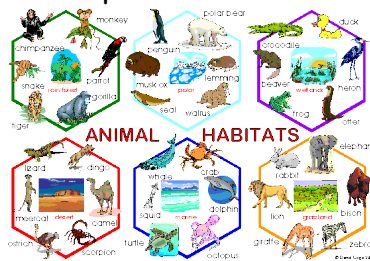




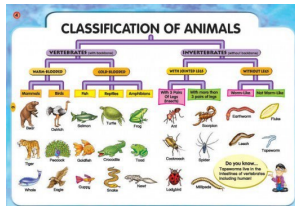


'Predator!' Home Learning Grid

	Knowledge	Understanding	Applying our knowledge and understanding
Creative learning	<p>We have been learning about food chains in our science lessons. Make a food chain mobile or poster for your book.</p> 	<p>Make a model of an animal habitat that is suitable for a predator to live in. Remember to include somewhere for hunting, drinking water and a place to shelter.</p> 	<p>Make some animal-shaped cookies and decorate them. Decorate them with icing and toppings of your choice. Remember to take a photo or even bring them in for us to share with you—yummy!</p> 
Verbal learning	<p>Devise a quiz about predators and try it out on your friends and family. Remember to find out the answers yourself so that you know if they are correct.</p> 	<p>Make up a song, poem or dance about your favourite predator. Ask someone to take some photos or make a short video recording of your performance.</p> 	<p>Create your own non-fiction book about a predator of your choice. You can add illustrations to make your book more interesting to the reader. Can you add a glossary of subject specific words?</p> 
Finding out	<p>Research how animals are grouped and list five for each of the following sub-groups: Mammals, Reptiles, Fish, Crustaceans and Birds.</p> 	<p>Learn to spell at least five names of weird and wonderful predators (the weirder the better!) Write them down and then impress your class mates with your new knowledge!</p> <p>PIRANHA</p>	<p>Find out the names of collective nouns for different animals — eg a herd of elephants, a gaggle of geese. Which is the most impressive one that you can find?</p> 