


# Ladybird Learning



w/b 8th May 2023

Although it has been another short week, with the extra bank holiday, we have continued with our learning under the curriculum theme: 'In Our Patch!'

We have..


- Gone on a minibeast hunt in the garden. Now the Spring is here, many different creepy crawlies can be spotted. We used magnifying glasses to help us see these tiny creatures more easily.
- Shared lots of mini-beast rhymes and looked in some information books to help us discover a little more about each mini-beast- How do they move? What do they look like? Where do they live? We used our knowledge to create our own 'What am I?' minibeast quiz giving clues as to what minibeast is hiding behind the grass.
- Explored the concept of 'addition' in our maths sessions this week, We used the story of 'Mr Gumpy's Outing' to help us create our own addition stories. We are also beginning to use our knowledge of addition to solve missing number stories too!
- Begun to explore stories that are special to the Jewish faith and are found in the Jewish special book- the Torah. We are beginning to recognise that the same stories are also special to other faiths too including Christianity.

## Home Challenge



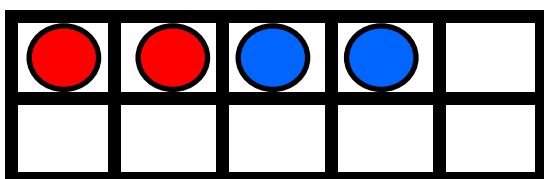
We hope you had fun with the tangram puzzle last week! This week is another maths one. The Ladybirds are already familiar with the concept of addition as 'combining two or more sets'. This week we have continued our understanding of addition by creating our own addition stories using the format 'First, then, now'.

For example:




First...there were 2 bees in the hive.  
Then... 2 more bees flew in.  
Now...there are 4 bees in the hive.

Creating stories such as this helps the children make links to the written addition sentence:  $2 + 2 = 4$  with a deeper understanding of what each number within the sentence represents. We have also been using the tens frames to 'prove' that our addition sentence makes sense...



Make your own addition story using First, Then, Now. Draw a picture to match. Can you prove it with a ten frame?

Use the frame on the next page to support you or create your own.



# My Addition Story



Draw and write your story here using 'First, then, now'.

Write the number sentence to match your story here:


Now prove your number sentence with the 10 frame.