

05.05.23 Year 2 Maths — This week we have been looking at lots graphs. Can you answer the questions? Remember to look at the key!


Interpret pictograms (2, 5 and 10)

White
Rose
Maths

- 1 Ben, Sam and Tom play basketball at break time.

They record the goals they score in a pictogram.

Key

 = 2 goals

Name	Goals
Ben	 
Sam	   
Tom	    

- a) Complete the sentences.

Ben scores goals.

Sam scores goals.

Tom scores goals.


- b) How many goals do they score altogether?












- c) How many more goals does Tom score than Sam?

How many ways could you work it out?

- 2 The pictogram shows the sandwich choices for a school trip.

Key

 = 5 children

Filling	Number of children
tuna	    
cheese	   
ham	 


- a) Which filling is most popular? _____

















- b) How many more children are having tuna than having ham?

© White Rose Maths 2022

- 3 Some children are asked to vote for their favourite sport.

Key

 = 10 children

Sport	Number of children
football	    
tennis	   
golf	 
rugby	  
basketball	 

- a) How many children like golf best?

- b) How many children in total like rugby or basketball best?

- c) How many fewer children like tennis than like football?

- d) How many more children like rugby than like golf?

- e) How many children are there altogether?

How did you work out the answers to parts d) and e)?