


Ladybird Learning





w/b 4th May 2023

Although it has been a short week, we have been busy exploring our theme of 'In Our Patch', this week focusing on growing plants.

We have..

- Learned about the different parts of flowering plants- stem, roots, leaves and flowers- and the job each part does.
- Enjoyed watching a time lapse video of plants growing and, through 'The Seed Song', discovered what flowering plants need to grow well.
- Used our writing skills to create 'Adoption Labels' for the plants in our adoption centre. Our labels explain how to look after the plants so that the new owners can keep them healthy.
- Explored 2d shapes and spatial awareness in our maths sessions. We created 'odd one out' games with the 2d shapes and used the pattern blocks to re-create some tricky pattern shapes!
- Learned a little about our new King and what will happen on Coronation Day this Saturday. As part of our celebrating we made crowns and have begun to create a wildlife friendly 'Coronation Garden' in our outdoor area. We are decorating our garden area with red, white and blue and have begun making mosaics to remind us of the King and his passion for the climate and the environment.

Home Challenge



We have loved seeing the amazing life-cycles that have been coming into school during the week. We can tell you had fun making them!

This week's home challenge is a maths one. We used the pattern blocks this week to replicate pictures of different objects and the challenge this week is very similar.

Have you used a tangram puzzle before? When the shapes are placed in a particular way they create a large square but, break the square apart and you can use the shapes and arrange them to make representations of different things.

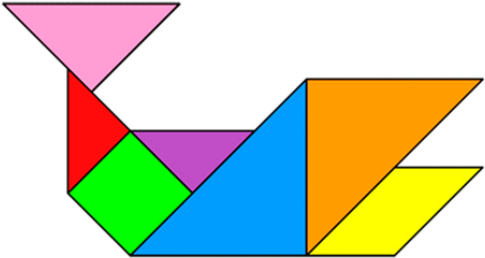
Have a go yourself. Scroll down to find the tangram and print it out and cut out the individual shapes. Now see if you can make some of the different animals shown on the cards. You will have to look carefully and think about where to place each shape- does it touch another shape? Does it go above or below a particular shape? Does it go next to a particular shape?

How many of the animals can you create? You might want to time yourself to see how quickly you can do it!

Can you then place the shapes back in a square again?

If you don't have access to a printer please ask and I will print out a copy for you to try the activity at home.

Worksheets PLANET

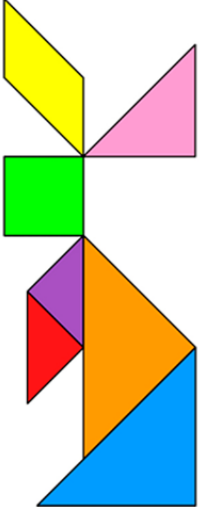


Download your cutout template in PDF at:
www.worksheetsplanet.com/tangram

This card features a tangram swan shape composed of seven pieces: a pink triangle for the head, a red triangle for the neck, a green triangle for the body, a purple triangle for the wing, a blue triangle for the tail, an orange triangle for the back, and a yellow parallelogram for the tail feathers. A small logo and a set of tangram pieces are in the bottom left.

Tangram: Swan

Worksheets PLANET



Download your cutout template in PDF at:
www.worksheetsplanet.com/tangram

This card features a tangram turtle shape composed of seven pieces: a yellow parallelogram for the head, a pink triangle for the eye, a green square for the shell, a purple triangle for the front leg, a red triangle for the back leg, an orange triangle for the tail, and a blue triangle for the tail tip. A small logo and a set of tangram pieces are in the bottom left.

Tangram: Turtle

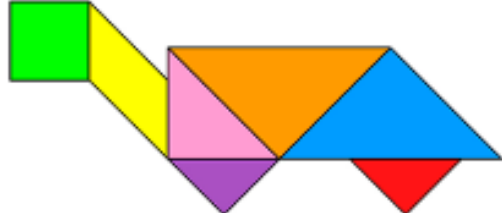
Worksheets PLANET



Download your cutout template in PDF at:
www.worksheetsplanet.com/tangram

This card features a tangram swan shape composed of seven pieces: a yellow parallelogram for the head, a purple triangle for the neck, a green square for the body, a red triangle for the wing, a blue triangle for the tail, an orange triangle for the back, and a pink triangle for the tail tip. A small logo and a set of tangram pieces are in the bottom left.


Worksheets PLANET




Download your cutout template in PDF at:
www.worksheetsplanet.com/tangram

This card features a tangram turtle shape composed of seven pieces: a green square for the head, a yellow parallelogram for the shell, a pink triangle for the front leg, an orange triangle for the back leg, a blue triangle for the tail, a purple triangle for the tail tip, and a red triangle for the tail tip. A small logo and a set of tangram pieces are in the bottom left.


Tangram: Fish



Tangram: Bird



Tangram: Kangaroo



Tangram: Snake

