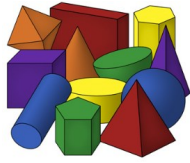
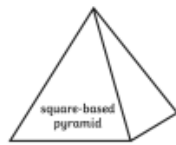


## Year 1 Maths Home Learning

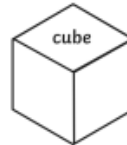
This week we have continued learning about 3D shapes. We can now name many of them and we have started sorting them and identifying their properties.



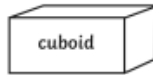
Can you find these 3D shapes in your home? How many faces does each shape have? How about edges and vertices?



edges \_\_\_\_\_  
faces/surfaces \_\_\_\_\_  
vertices \_\_\_\_\_



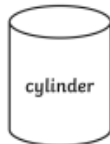
edges \_\_\_\_\_  
faces/surfaces \_\_\_\_\_  
vertices \_\_\_\_\_



edges \_\_\_\_\_  
faces/surfaces \_\_\_\_\_  
vertices \_\_\_\_\_



edges \_\_\_\_\_  
faces/surfaces \_\_\_\_\_  
vertices \_\_\_\_\_



edges \_\_\_\_\_  
faces/surfaces \_\_\_\_\_  
vertices \_\_\_\_\_



edges \_\_\_\_\_  
faces/surfaces \_\_\_\_\_  
vertices \_\_\_\_\_

Can you make a 3D shape snowman at home? Which 3D shapes will you use?

Bring your snowman in to show Mrs Welsh or take a photo and send it by email!

