


Ladybird Learning




w/b 3rd October 2022

This week we have continued our learning with the theme of 'Why do leaves go crispy?' We have...

- Used our imagination to create some woodland stories. We are beginning to recognise that stories have a beginning, middle and end.
- Learned a little about nocturnal animals and know that these animals come out at night. We also used an information book to find out all about owls before playing a game to see if our hearing is as good as an owl's!
- Taken part in lots of team games in our P.E. session.
- Continued to build strength in our 'pinchy pen' fingers by making some beautiful pine cone owls.
- Used our phonic knowledge to help us label different things found in the woodland.
- Been comparing amounts in our maths sessions, for example seeing who had 'more' or 'fewer' candles on their birthday cake. We can recognise when amounts are the same (equal) and some of us can order amounts from fewest to most.

It was so lovely to see some of you at our phonics workshop this week. If you were unable to attend, or have yet to sign up, please join us next Thursday for our final workshop this term. You can reserve a place via school money.

Home Challenge

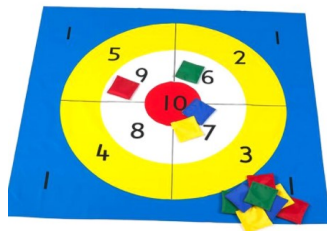



We have loved all the metal mikes coming in from last week's home learning challenge. The children have enjoyed showing us their makes and have used them in their choosing time to play some phonic games.

The home challenge this week is a maths one and is one that can be easily adapted to meet the needs of your own child.

Make a target game!

A simple idea for creating a target game would be to find various pots and number them (from 1 to 5 or 1 to 10). When your targets are set it's time to play. Use 2 beanbags or soft balls or rolled up socks and throw them at the targets.



Depending on where your child is on their maths journey you can play the target game in different ways. You could simply use it for support in number recognition. "Which numbers did you land on?" You could also use the game to compare the two numbers. "Which number is smallest?" For those wanting an extra challenge can your child add both numbers together? Ask, "What is the total?" or "How many altogether?"

Be as creative as you can but don't forget to share with us how well your child does by recording in their 'I can at home' book. Have fun!