









# Toy Story Home Learning

	Knowledge	Understanding	Applying our knowledge and understanding
Creative learning	<p>Make a scrapbook page in your book with photos of your family playing with toys together. Write sentences about the things you like to do with them.</p> 	<p>Draw a self portrait in your book and write some speech bubbles around it telling us about your favourite things. For example, favourite colour, toy, game, food, song etc.</p> 	<p>Design your own toy. Use fabrics, sequins, wool and other materials to create clothing and features.</p> 
Verbal learning	<p>Visit the local library to find books or a story bag about toys.</p> 	<p>Make your own board game for us to play. Can you explain the rules to a friend?</p> 	<p>Write an acrostic poem about Remembrance. Use the words poppy or remember.</p> 
Finding out	<p>Find out about a toy you play with now that your grown ups also played with when they were little. How is it the same and how is it different?</p> 	<p>Find out about toys from the past. What toys did your parents and grandparents play with? Make a poster showing the information you have found out.</p> 	<p>There are lots of traditional playground games. Can you make up a new playground game? Write a set of instructions for the game in your book. Can you teach the game to your friends?</p> 