





Is this true or false? Can you explain why?


True or False ?

Draw pictograms (2,5 & 10)


The tally chart and the pictogram both show the same thing.





Pencils	
Red	
Blue	
Green	
Brown	

Colours	
Red	
Blue	
Green	
Brown	

 = 10 pencils

The pictogram is correct.

 = 2 people

Favourite Sports		Total
Football		4
Rugby		5
Gymnastics		2
Swimming		3

The blue team have 15 more points than the yellow team.

