









# 'Bright Lights, Big City!' Topic Home Learning

	Knowledge	Understanding	Applying our knowledge and understanding
Creative learning	<p>Make a page of images of cities from around the world. Include labels and a fact about each city.</p> 	<p>Draw a picture of a fantasy city. What types of buildings would be in it? What types of transport would be there? Include labels and captions to explain all the features.</p> 	<p>Build a city using Lego, bricks or junk modelling. Take a photo and stick it in your Home learning Book or bring it in to show.</p> 
Verbal learning	<p>Write a diary entry about a day out. What did you see, hear and do? Remember to include a picture!</p> 	<p>Find out some facts about our capital city. Collect pictures of some of its famous landmarks. Add a label for each one.</p> 	<p>Create your own song to the tune of 'The Wheels on the Bus'. Your song should start with 'I went to the city and I saw...!' We will perform all the songs at school!</p> 
Finding out	<p>Make a Tally of different vehicles you can see when you are out for a walk or from your window.</p> 	<p>Make a fact file about the Great Fire of London. Try to find at least 5 pieces of information and include some pictures.</p> 	<p>Some buildings are very tall. Make a poster about a tall building that you find interesting. Remember to tell us where it is, how tall it is and what it is used for.</p> 