
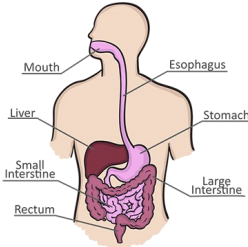

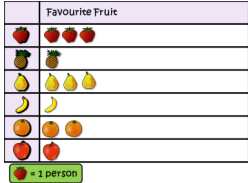
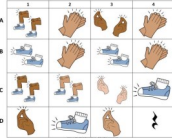
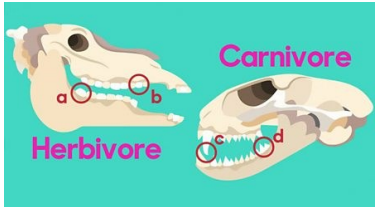




'Burps, Bottoms and Bile' Home Learning Grid

	Knowledge	Understanding	Applying our knowledge and understanding
<p>Creative learning</p>	<p>We know that it's important to wash our hands regularly. Create an eye-catching poster that encourages others to keep their hands clean.</p> 	<p>Create a technical diagram showing how the digestive system works. Remember to include labels and captions for the key parts.</p> <p>Organs of the Digestive System</p> 	<p>Find a recipe for a healthy snack that is kind to your teeth and make it. Remember to take a photo for your home learning book. You could include the instructions and a review of how it tasted.</p> 
<p>Verbal learning</p>	<p>Carry out a survey with your family and friends about their favourite food. Record your findings using a bar graph, a tally chart or a pictogram.</p> 	<p>We can create lots of sounds using our bodies. We call this body percussion. Can you create a sequence of rhythms using different body percussion effects? For example, clapping hands, snapping fingers, stamping feet, popping noises with your mouth etc.</p> 	<p>Are all animal's teeth the same? Create a fact page to explain the differences between omnivores, carnivores and herbivores.</p> 
<p>Finding out</p>	<p>With your grown ups, try a new food you have never tasted before. What do you like or dislike about it? Take photos of you trying the food and describe its taste and texture.</p> 	<p>Drop some dirty copper coins into a range of drinks including milk, fizzy drinks and water and leave them overnight. What happens to the coins? Record your findings in your book. What do you think these drinks might do to your teeth?</p> 	<p>Find out the names of some of your internal body parts and make a word search about them. e.g. Colon, kidneys ...</p> 